


26 Beadweaving Patterns and Projects for Gorgeous Jewelry: A Comprehensive Guide to Creating Stunning Adornments

Beadweaving is an ancient art form that has been practiced for centuries, and it continues to captivate crafters today. With a myriad of beads, threads, and techniques at your disposal, the possibilities for creating unique and eye-catching jewelry are endless. This comprehensive guide will provide you with 26 beadweaving patterns and projects, ranging from beginner-friendly designs to intricate masterworks, to inspire your creativity and elevate your jewelry-making skills.

1. Beginners' Delight: Seed Bead Earrings

Difficulty: Beginner

Materials: Seed beads, beading thread, earring hooks



A Beaded Romance: 26 Beadweaving Patterns and Projects for Gorgeous Jewelry by Kelly Wiese

★★★★☆ 4.7 out of 5

Language : English
File size : 22254 KB
Text-to-Speech : Enabled
Screen Reader : Supported
Enhanced typesetting : Enabled
Print length : 146 pages



These charming earrings are the perfect to beadweaving. String seed beads onto a thread and create simple loops to form elegant drops that will enhance any outfit.



2. Embroidered Sparkle: Crystal Beaded Brooch

Difficulty: Intermediate

Materials: Crystal beads, beading thread, brooch back, embroidery hoop

Elevate your wardrobe with this exquisite brooch. Embroider crystal beads onto a fabric base using a variety of stitches to create a radiant and eye-catching adornment.



3. Geometric Elegance: Triangle Beadwoven Necklace

Difficulty: Advanced

Materials: Miyuki Delica beads, beading thread, clasp, beading needle

Master the art of geometric beadweaving with this stunning necklace. Interweave Miyuki Delica beads to create intricate triangles that form a captivating and modern statement piece.



4. Nature's Canvas: Wire-Wrapped Wire and Seed Bead Bracelet

Difficulty: Beginner

Materials: Wire, seed beads, clasp

Embrace the natural beauty of wire and seed beads in this rustic bracelet. Wrap wire around seed beads to create organic shapes that evoke the

essence of nature.

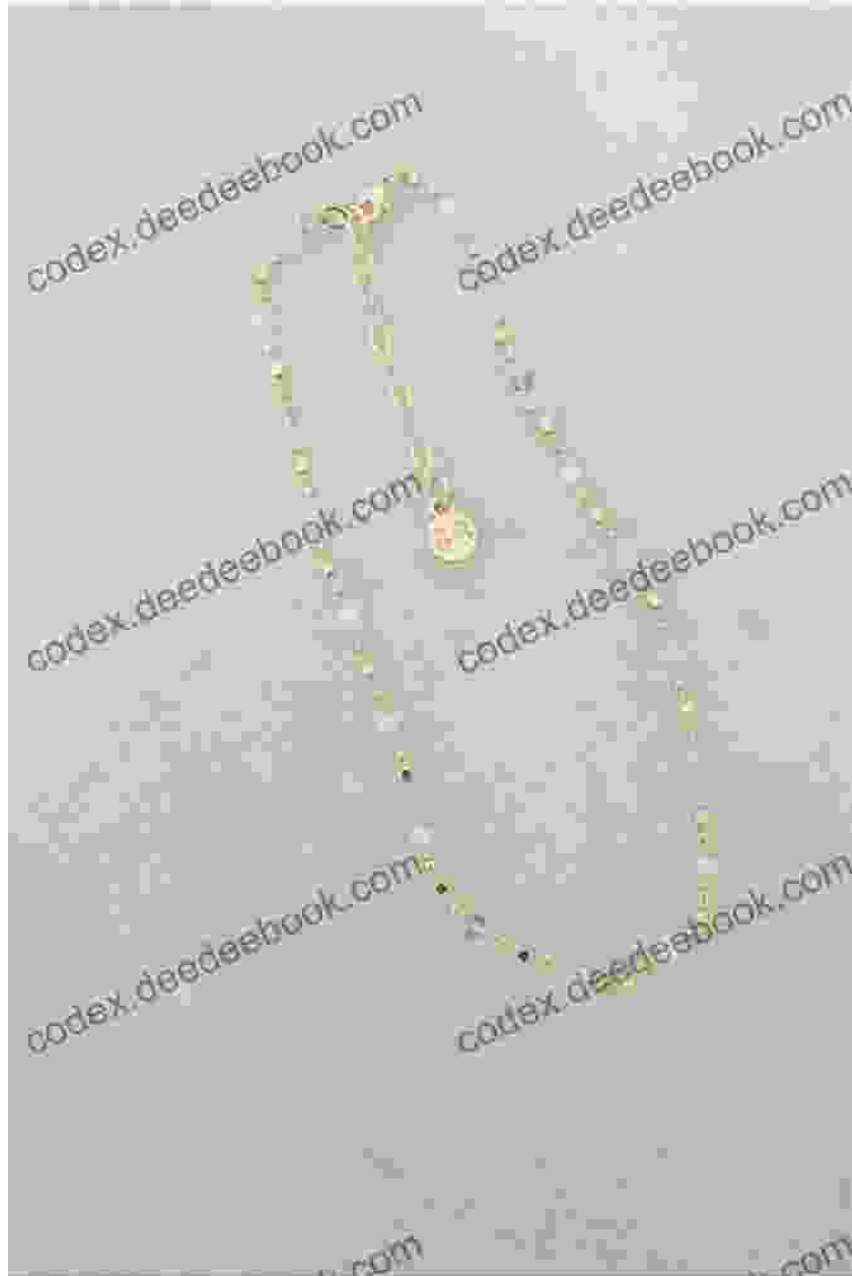


5. Shimmering Strands: Beaded Chain Necklace

Difficulty: Intermediate

Materials: Chain, beads, beading wire, needle-nose pliers

Transform a simple chain into a shimmering masterpiece by adding beads. String beads onto wire and attach them to the chain to create a cascading effect that will elevate any neckline.



6. Celestial Charm: Beaded Constellation Earrings

Difficulty: Advanced

Materials: Miyuki Delica beads, beading thread, earring hooks,

constellation diagram

Capture the magic of the night sky with these celestial earrings. Weave Miyuki Delica beads to create intricate constellations that will add a touch of wonder to your jewelry collection.



7. Woven Wonder: Peyote Stitch Beaded Cuff

Difficulty: Intermediate

Materials: Seed beads, beading thread, clasp

Experience the versatility of the peyote stitch in this striking beaded cuff. Intricately weave seed beads to create a flexible and eye-catching adornment that will add a pop of color to your wrist.



8. Enchanting Embrace: Back-Stitch Beaded Necklace

Difficulty: Advanced

Materials: Miyuki Delica beads, beading thread, clasp

Elevate your jewelry-making skills with the intricate back-stitch technique. Interweave Miyuki Delica beads to create a delicate and elaborate necklace that will turn heads.



9. Delicate Dance: Fringe Beaded Earrings

Difficulty: Intermediate

Materials: Seed beads, beading thread, earring hooks

Add a touch of movement and elegance to your earrings with fringe beading. String seed beads onto thread and create delicate strands that will sway and shimmer with every step.



10. Majestic Mosaic: Swarovski Crystal Beaded Pendant

Difficulty: Advanced

Materials: Swarovski crystals, beading thread, pendant bail, beading needle

Indulge in the exquisite beauty of Swarovski crystals in this magnificent pendant. Stitch crystals together to create a mesmerizing mosaic that will captivate all who lay eyes upon it.




11. Gilded Elegance: Gold-Filled Wire and Seed Bead Ring

Difficulty: Intermediate

Materials: Gold-filled wire, seed beads, ring mandrel, wire cutters

Add a touch of luxury to your jewelry collection with this gold-filled wire and seed bead ring. Wrap gold-filled wire around seed beads to create a unique and sophisticated adornment that will complement any outfit.




12. Bohemian Rhapsody: Macrame and Seed Bead Necklace

Difficulty: Beginner

Materials: Macrame cord, seed beads, scissors


Combine the ancient art of macrame with the beauty of seed beads in this free-spirited necklace. Create macrame knots and incorporate seed beads to add a touch of color and texture to your bohemian jewelry collection.



A Beaded Romance: 26 Beadweaving Patterns and Projects for Gorgeous Jewelry by Kelly Wiese

★★★★☆ 4.7 out of 5

Language : English
File size : 22254 KB
Text-to-Speech : Enabled
Screen Reader : Supported
Enhanced typesetting : Enabled
Print length : 146 pages



The Timeless Magic of "The Night Before Christmas" Little Golden Book: A Journey Through Childhood Dreams

Nestled amidst the twinkling lights and festive cheer of the holiday season, there lies a timeless treasure that has...



Sunset Baby Oberon: A Riveting Exploration of Modern Relationship Dynamics

In the realm of contemporary theater, Dominic Cooke's "Sunset Baby Oberon" emerges as a captivating and thought-provoking exploration of the intricate...