

30 No Needle Projects For You And Your Home

Embark on a delightful journey into the world of no needle projects! Whether you're an avid crafter or just starting to explore your creative side, these needle-free projects offer a plethora of opportunities to add your personal touch to your home. From cozy throws to elegant wall art, we've curated a comprehensive collection of projects that cater to every skill level and style. Get ready to transform your living space into a haven of comfort and beauty, all without the prick of a needle.



Arm Knitting: 30 no-needle projects for you and your home by Alpha

★★★★☆ 4.3 out of 5

Language : English

File size : 39388 KB

Screen Reader : Supported

Print length : 127 pages



Bedroom Bliss

1. No-Sew Pom-Pom Blanket




Indulge in the ultimate comfort with a fluffy pom-pom blanket that requires no sewing. Gather an assortment of colorful yarn and create an abundance of pom-poms. Simply tie them onto a pre-cut piece of fabric, and voila! Your cozy masterpiece is complete.

2. Braided Burlap Headboard



Give your bedroom a rustic makeover with a braided burlap headboard. Cut strips of burlap, braid them together, and attach them to a plywood board. Paint it to match your décor and hang it above your bed for a charming focal point.

3. No-Sew Curtain Panels



Transform your windows with no-sew curtain panels. Choose your favorite fabric, cut it to size, and use fabric glue to attach it to a curtain rod. Add some fringe or tassels for an extra touch of flair.

Living Room Luxe

4. Macrame Wall Hanging



Add a touch of bohemian flair to your living room with a macrame wall hanging. Using cords or yarn, create intricate knots and patterns to form a unique and eye-catching piece of art.

5. Woven Rug from Old T-Shirts



Give old t-shirts a new life by weaving them into a vibrant rug. Cut the t-shirts into strips, braid them, and stitch them together to create a cozy and stylish addition to your living room floor.

6. No-Sew Throw Pillows



Add a pop of color and comfort to your sofa with no-sew throw pillows. Choose a sturdy fabric, cut out squares or rectangles, and fill them with stuffing. Leave a small opening for easy refilling or adjustments.

Kitchen and Dining Delight

7. Stenciled Dish Towels



Personalize your kitchen décor with stenciled dish towels. Choose a stencil with a design you love, dab it with paint, and create unique and stylish dish towels that reflect your personality.

8. Painted Glassware



Give your glassware a whimsical update with painted designs. Use glass paints to create intricate patterns, add your favorite quotes, or simply doodle for a touch of artistic flair.

9. No-Sew Apron



Keep your clothes safe while cooking with a no-sew apron. Cut out a piece of fabric, fold it in half, and create a neck loop and waist ties. Embellish it with fabric markers, ribbons, or lace for a personal touch.

Bathroom Bliss

10. Braided Bath Mat



Upgrade your bathroom with a cozy braided bath mat. Cut strips of fabric or yarn, braid them, and stitch them together. Add a backing for extra durability and a non-slip grip.

11. Painted Mason Jar Soap Dispenser



Give your bathroom a rustic touch with a painted mason jar soap dispenser. Paint a mason jar with your favorite color, attach a soap pump, and fill it with your favorite liquid soap. It's both functional and stylish.

12. No-Sew Shower Curtain



Create a shower curtain that reflects your style without any sewing required. Use a piece of fabric, a shower curtain liner, and fabric glue to create a one-of-a-kind curtain. Embellish it with paint, fabric markers, or appliqués.

Home Office Haven

13. Corkboard Memo Board



Keep your workspace organized with a no-sew corkboard memo board. Cover a piece of cardboard or plywood with cork tiles, add a frame, and hang it on your wall. Use pushpins or magnets to attach notes, reminders, and other important items.

14. Woven Wall Organizer



Maximize space and add a touch of boho style to your home office with a woven wall organizer. Using yarn or macrame cord, create woven pockets and attach them to a piece of wood or a dowel rod. Hang it on your wall to store pens, pencils, and other office essentials.

15. No-Sew Pencil Holder



Keep your pens and pencils organized and within reach with a no-sew pencil holder. Use a piece of fabric, fold it into a cylinder, and secure it with hot glue. Add a decorative ribbon or trim for a touch of flair.


Kids' Corner

16. No-Sew Teepee



Create a magical play space for kids with a no-sew teepee. Use a large piece of fabric, drape it over a few sticks, and secure it with twine. Add cushions and pillows for extra comfort and leave the sides open for ventilation.

17. DIY Play Mat



Provide a stimulating play area for little ones with a DIY play mat. Cut shapes out of felt or fabric, glue them onto a piece of foam or carpet, and add interactive elements like zippers, buttons, and


Arm Knitting: 30 no-needle projects for you and your

home by Alpha

★★★★☆ 4.3 out of 5




Language : English
File size : 39388 KB
Screen Reader: Supported
Print length : 127 pages



The Timeless Magic of "The Night Before Christmas" Little Golden Book: A Journey Through Childhood Dreams

Nestled amidst the twinkling lights and festive cheer of the holiday season, there lies a timeless treasure that has...



Sunset Baby Oberon: A Riveting Exploration of Modern Relationship Dynamics

In the realm of contemporary theater, Dominic Cooke's "Sunset Baby Oberon" emerges as a captivating and thought-provoking exploration of the intricate...