

How To Play Dizi: A Comprehensive Guide to the Chinese Bamboo Flute

The dizi is a traditional Chinese bamboo flute that has been played for centuries. It is a versatile instrument that can be used for a variety of genres, from classical to folk to contemporary music. If you are interested in learning how to play the dizi, this comprehensive guide will provide you with everything you need to get started.

The dizi is a simple instrument, but it is important to understand the different parts of the flute before you start playing. The following are the main parts of the dizi:

- **Headjoint:** The headjoint is the part of the flute that you blow into. It is made of bamboo and has a hole in the top for the airstream.
- **Body:** The body of the flute is the longest part of the flute. It is also made of bamboo and has holes for your fingers to cover.
- **Footjoint:** The footjoint is the shortest part of the flute. It is made of bamboo and has a hole in the bottom for the sound to come out.

When choosing a dizi, there are a few things you need to consider. The first is the material. Dizis are typically made of bamboo, but they can also be made of other materials such as wood or plastic. Bamboo is the traditional material for dizis, and it gives the flute a warm, mellow sound.

How to Play Dizi, the Chinese Bamboo Flute: The

Advanced Skills by H.H. Lee

★★★★☆ 4.1 out of 5



Language	: English
File size	: 36607 KB
Text-to-Speech	: Enabled
Enhanced typesetting	: Enabled
Print length	: 90 pages
Lending	: Enabled
Screen Reader	: Supported



The second thing to consider is the key. Dizis come in a variety of keys, but the most common key is C. If you are just starting out, it is best to choose a dizi in the key of C.

The third thing to consider is the length. Dizis come in a variety of lengths, but the most common length is 65 cm. If you are not sure what length to choose, you can start with a dizi that is 65 cm long.

Once you have chosen a dizi, you can start learning to play. The following are a few tips to help you get started:

- **Start by learning the basic fingerings.** The basic fingerings for the dizi are relatively easy to learn. Once you have mastered the basic fingerings, you can start playing simple melodies.
- **Practice regularly.** The best way to learn how to play the dizi is to practice regularly. Try to practice for at least 30 minutes each day.
- **Find a teacher.** If you are serious about learning how to play the dizi, it is helpful to find a teacher. A teacher can help you learn the proper techniques and can provide you with feedback on your progress.

There are a variety of playing techniques that you can use to create different sounds on the dizi. The following are a few of the most common playing techniques:

- **Tonguing:** Tonguing is a technique that is used to create a staccato sound. To tongue, simply place your tongue on the roof of your mouth and then blow air through the flute.
- **Vibrato:** Vibrato is a technique that is used to create a wavering sound. To create vibrato, simply wiggle your fingers on the holes of the flute.
- **Glissando:** Glissando is a technique that is used to create a sliding sound. To create glissando, simply slide your fingers up or down the holes of the flute.


The embouchure is the way that you hold the dizi in your mouth. The embouchure is important because it affects the sound of the flute. To play the dizi, you need to place the headjoint of the flute in your mouth and blow air through the hole in the top. Your lips should be slightly parted and your teeth should be slightly touching the headjoint. The position of your tongue will also affect the sound of the flute.

Scales are a series of notes that are played in a specific order. Scales are used to practice your fingering and to develop your musical ear. The following are a few of the most common scales for the dizi:

- **C major scale:** The C major scale is a basic scale that is used in a variety of genres. The notes in the C major scale are C, D, E, F, G, A, and B.

- **G major scale:** The G major scale is another basic scale that is used in a variety of genres. The notes in the G major scale are G, A, B, C, D, E, and F#.
- **D major scale:** The D major scale is a scale that is used in a variety of folk and traditional genres. The notes in the D major scale are D, E, F#, G, A, B, and C#.

The dizi is a versatile and expressive instrument that can be used to create a variety of sounds. If you are interested in learning how to play the dizi, this comprehensive guide will provide you with everything you need to get started. With a little practice, you will be able to play beautiful melodies on this ancient instrument.



How to Play Dizi, the Chinese Bamboo Flute: The Advanced Skills by H.H. Lee


★★★★☆ 4.1 out of 5

Language	: English
File size	: 36607 KB
Text-to-Speech	: Enabled
Enhanced typesetting	: Enabled
Print length	: 90 pages
Lending	: Enabled
Screen Reader	: Supported

FREE


DOWNLOAD E-BOOK





The Timeless Magic of "The Night Before Christmas" Little Golden Book: A Journey Through Childhood Dreams

Nestled amidst the twinkling lights and festive cheer of the holiday season, there lies a timeless treasure that has...



Sunset Baby Oberon: A Riveting Exploration of Modern Relationship Dynamics

In the realm of contemporary theater, Dominic Cooke's "Sunset Baby Oberon" emerges as a captivating and thought-provoking exploration of the intricate...