


# How to Play the Guzheng: A Comprehensive Guide to the Chinese Zither



The guzheng, also known as the Chinese zither, is a beautiful and versatile stringed instrument that has been played for centuries in China. Its unique sound and elegant appearance have made it a popular choice for both traditional and contemporary musicians.



## How to Play Guzheng, the Chinese Zither: The Basic Skills by H.H. Lee

★★★★☆ 4.2 out of 5

Language : English

File size : 27554 KB

Text-to-Speech : Enabled

Screen Reader	: Supported
Enhanced typesetting	: Enabled
Word Wise	: Enabled
Print length	: 85 pages
Lending	: Enabled



If you're interested in learning how to play the guzheng, this comprehensive guide will provide you with everything you need to know, from choosing the right instrument to mastering the basic techniques.

## Choosing the Right Guzheng

When choosing a guzheng, there are a few things you should consider:

\* **Size:** Guzhengs come in a variety of sizes, from small and portable to large and concert-grade. If you're just starting out, a smaller guzheng will be easier to learn on. \* **Material:** Guzhengs are typically made from wood, with the most common types being paulownia, rosewood, and sandalwood. The type of wood used will affect the sound and quality of the instrument. \* **Price:** Guzhengs can range in price from a few hundred dollars to several thousand dollars. The price will depend on the size, material, and quality of the instrument.

Once you've considered these factors, you can start shopping for a guzheng. There are many online and offline retailers that sell guzhengs, so you should be able to find one that's right for you.

## Getting Started

Once you have your guzheng, you're ready to start learning how to play. The first step is to learn the basic hand positions. There are two main hand positions for the guzheng: the left hand and the right hand.

The left hand is used to fret the strings, while the right hand is used to pluck the strings. The left hand is positioned on the left side of the guzheng, with the thumb and index finger resting on the strings. The right hand is positioned on the right side of the guzheng, with the thumb and middle finger resting on the strings.

Once you have your hand positions down, you can start learning how to play the basic notes. The guzheng has 21 strings, each of which is tuned to a different note. The notes are arranged in a diatonic scale, with the lowest note on the left and the highest note on the right.

To play a note, simply pluck the corresponding string with your right hand. You can use your left hand to fret the string to change the pitch of the note.

## **Basic Techniques**

Once you've mastered the basic notes, you can start learning some basic techniques. These techniques will help you to play more complex melodies and rhythms.

Some of the most common guzheng techniques include:

\* **Tremolo:** Tremolo is a technique that involves rapidly plucking a string with your right hand. This creates a trembling or vibrating sound. \*

**Glissando:** Glissando is a technique that involves sliding your left hand along the strings to create a smooth, gliding sound. \* **Harpeggio:**

Harpeggio is a technique that involves playing a series of notes in rapid succession, creating a harp-like sound. \* **Arpeggio**: Arpeggio is a technique that involves playing a series of notes in a broken chord, creating a rhythmic sound.

These are just a few of the many techniques that you can learn to play on the guzheng. With practice, you'll be able to master these techniques and play beautiful and complex melodies.

## Learning Resources

There are a number of resources available to help you learn how to play the guzheng. You can find online lessons, books, and DVDs that will teach you the basics of the instrument. You can also find guzheng teachers in many cities and towns.

If you're serious about learning how to play the guzheng, the best way to do it is to find a qualified teacher. A good teacher will be able to help you develop the proper technique and learn the traditional music of China.

The guzheng is a beautiful and versatile instrument that can be enjoyed by people of all ages. If you're interested in learning how to play this unique instrument, there are many resources available to help you get started. With practice and dedication, you'll be able to master the guzheng and play beautiful music for years to come.

### How to Play Guzheng, the Chinese Zither: The Basic


**Skills** by H.H. Lee

★★★★☆ 4.2 out of 5


Language : English

File size : 27554 KB

Text-to-Speech : Enabled




Screen Reader : Supported  
Enhanced typesetting: Enabled  
Word Wise : Enabled  
Print length : 85 pages  
Lending : Enabled



## The Timeless Magic of "The Night Before Christmas" Little Golden Book: A Journey Through Childhood Dreams

Nestled amidst the twinkling lights and festive cheer of the holiday season, there lies a timeless treasure that has...



## Sunset Baby Oberon: A Riveting Exploration of Modern Relationship Dynamics

In the realm of contemporary theater, Dominic Cooke's "Sunset Baby Oberon" emerges as a captivating and thought-provoking exploration of the intricate...