

# How to Play the Yangqin: A Comprehensive Guide to the Chinese Hammered Dulcimer

The yangqin is a beautiful and versatile Chinese hammered dulcimer with a unique sound. It is often used in traditional Chinese music, but it can also be used to play a variety of other genres, including Western classical music and jazz.



## How to Play Yangqin, the Chinese Hammered Dulcimer: the Basic Skills by H.H. Lee

★★★★☆ 4.3 out of 5

Language	: English
File size	: 20455 KB
Text-to-Speech	: Enabled
Enhanced typesetting	: Enabled
Word Wise	: Enabled
Print length	: 65 pages
Lending	: Enabled
Screen Reader	: Supported



The yangqin has a long and rich history. It is believed to have originated in Persia in the 6th century AD, and it was brought to China by traders in the 13th century. The yangqin quickly became popular in China, and it has been used in traditional Chinese music ever since.

The yangqin is a trapezoidal-shaped instrument with a wooden body and a metal soundboard. The strings are stretched over the soundboard, and they are struck with bamboo hammers. The hammers are held in the

player's hands, and they are used to produce a variety of sounds, from soft and delicate to loud and percussive.

The yangqin is a relatively difficult instrument to learn to play, but it is a rewarding experience. With practice, you can learn to play beautiful and complex music on this unique instrument.

## **Getting Started**

If you are interested in learning to play the yangqin, the first step is to find a qualified teacher. A good teacher can help you to learn the basic techniques and provide you with the support you need to succeed.

Once you have found a teacher, you will need to purchase a yangqin. Yangqins are available in a variety of sizes and prices. It is important to choose an instrument that is the right size for you and your playing style.

When you first start learning to play the yangqin, it is important to focus on developing good technique. This includes learning how to hold the hammers correctly, how to strike the strings, and how to control your dynamics. Once you have mastered the basic techniques, you can start learning to play songs.

There are many different resources available to help you learn to play the yangqin. There are books, DVDs, and online lessons available. You can also find many helpful videos on YouTube.

## **Basic Techniques**

The basic techniques of playing the yangqin are relatively simple to learn. However, it takes time and practice to develop good technique.

## **Holding the Hammers**

The hammers are held in the palms of the hands, with the thumbs resting on the top of the hammers. The fingers should be curled around the hammers, and the tips of the fingers should be touching the strings.

## **Striking the Strings**

The strings are struck with the tips of the hammers. The hammers should be held parallel to the strings, and they should strike the strings in the center. The force of the strike will determine the volume and tone of the sound.

## **Controlling Dynamics**

Dynamics refer to the volume and intensity of the sound. You can control dynamics by varying the force of the strike, the angle of the strike, and the speed of the strike.

## **Advanced Fingerings**

Once you have mastered the basic techniques, you can start learning more advanced fingerings. These fingerings will allow you to play more complex and sophisticated music.

There are many different advanced fingerings that you can learn. Some of the most common fingerings include:

\* Hammer-ons: Hammer-ons are played by striking a string with the hammer and then immediately striking the same string with the finger. \*

Pull-offs: Pull-offs are played by striking a string with the finger and then immediately pulling the string off the fret with the hammer. \*

\* Slides: Slides

are played by sliding the hammer from one fret to another. \* Vibrato: Vibrato is played by shaking the hammer back and forth while it is resting on the string.


## Playing Songs

Once you have mastered the basic techniques and some advanced fingerings, you can start learning to play songs. There are many different songs that you can play on the yangqin. Some of the most popular songs include:

\* "Jasmine Flower" \* "The Moon Reflected in Two Springs" \* "Spring River Flower Moon Night" \* "Flowing Water" \* "Ten Thousand Miles of Mountains and Rivers"

You can find sheet music for these songs online or in music stores.


The yangqin is a beautiful and versatile instrument with a unique sound. It is a rewarding experience to learn to play the yangqin, and it can be used to play a variety of different genres of music. If you are interested in learning to play the yangqin, the first step is to find a qualified teacher. With practice and dedication, you can learn to play this beautiful instrument.



## How to Play Yangqin, the Chinese Hammered Dulcimer: the Basic Skills by H.H. Lee


★★★★☆ 4.3 out of 5

Language : English  
File size : 20455 KB  
Text-to-Speech : Enabled  
Enhanced typesetting : Enabled  
Word Wise : Enabled  
Print length : 65 pages  
Lending : Enabled



## The Timeless Magic of "The Night Before Christmas" Little Golden Book: A Journey Through Childhood Dreams

Nestled amidst the twinkling lights and festive cheer of the holiday season, there lies a timeless treasure that has...



## Sunset Baby Oberon: A Riveting Exploration of Modern Relationship Dynamics

In the realm of contemporary theater, Dominic Cooke's "Sunset Baby Oberon" emerges as a captivating and thought-provoking exploration of the intricate...