

# Knitting Brioche for Beginners: A Comprehensive Guide to Mastering This Cozy and Luxurious Stitch

Brioche is a unique and beautiful knitting stitch that creates a fabric that is both cozy and luxurious. It is a relatively easy stitch to learn, making it a great option for beginners. In this guide, we will walk you through everything you need to know to get started knitting brioche, including step-by-step instructions, tips, and tricks.

## What is Brioche Knitting?

Brioche knitting is a two-color knitting technique that creates a fabric with a unique, squishy texture. It is created by alternating knit and purl stitches in a specific way, which results in a fabric that is both stretchy and soft. Brioche knitting is often used to make sweaters, hats, and scarves, but it can also be used to create other items, such as blankets and throws.



## Knitting Brioche For Beginners: The Step by Step Guide on How to Knit Brioche Stitch Patterns and Lace, Scarf and Beanie by Sarah Taylor

★★★★☆ 4.2 out of 5

Language : English  
File size : 4818 KB  
Text-to-Speech : Enabled  
Enhanced typesetting : Enabled  
Lending : Enabled  
Screen Reader : Supported  
Print length : 33 pages



## Materials You Will Need

- Worsted weight yarn in two colors
- Knitting needles in the size recommended for your yarn
- Yarn needle
- Scissors

## Step-by-Step Instructions

1. Cast on an even number of stitches.
2. Knit the first row in color A.
3. Purl the next row in color B.
4. Repeat steps 2 and 3 until you have reached the desired length.
5. Bind off all stitches.


## Tips and Tricks

- Brioche knitting is a stretchy stitch, so it is important to use a yarn that has good elasticity. Wool and wool blends are good choices.
- If you are using a variegated yarn, the colors will blend together more evenly if you knit in the round.
- Brioche knitting can be used to create a variety of different textures. Experiment with different yarn weights and needle sizes to find the look that you like best.

- If you make a mistake, don't panic! Simply drop the stitches down to the next row and start over.

Brioche knitting is a beautiful and versatile stitch that is perfect for beginners. With a little practice, you can master this stitch and create beautiful, cozy items that you will cherish for years to come.


**Visit our website for more knitting tips and tutorials.**



## Knitting Brioche For Beginners: The Step by Step Guide on How to Knit Brioche Stitch Patterns and Lace, Scarf and Beanie by Sarah Taylor


★★★★☆ 4.2 out of 5

Language : English  
File size : 4818 KB  
Text-to-Speech : Enabled  
Enhanced typesetting : Enabled  
Lending : Enabled  
Screen Reader : Supported  
Print length : 33 pages



## The Timeless Magic of "The Night Before Christmas" Little Golden Book: A Journey Through Childhood Dreams

Nestled amidst the twinkling lights and festive cheer of the holiday season, there lies a timeless treasure that has...



## Sunset Baby Oberon: A Riveting Exploration of Modern Relationship Dynamics

In the realm of contemporary theater, Dominic Cooke's "Sunset Baby Oberon" emerges as a captivating and thought-provoking exploration of the intricate...