


# Master the Art of Pokemon Theme Piano with Our Comprehensive Guide

Welcome aspiring pianists! Ready to embark on a melodious adventure into the world of Pokemon? Playing the iconic Pokemon Theme on the piano is a rewarding experience that will enhance your musical prowess and ignite your passion for playing the keys.

## Understanding the Basics

Before we dive into the Pokemon Theme, let's establish a solid foundation. You'll need to be familiar with the following basic concepts:



### Pokemon Theme - Easy Piano by Madeline MacNeil

★★★★☆ 4.1 out of 5

Language : English  
File size : 1663 KB  
Text-to-Speech : Enabled  
Screen Reader : Supported  
Enhanced typesetting : Enabled  
Print length : 5 pages  
X-Ray for textbooks : Enabled



1. **The Piano Keyboard:** The piano has 88 keys, each representing a different musical note.
2. **Musical Notes:** The 12 musical notes are C, C#, D, D#, E, F, F#, G, G#, A, A#, and B.

3. **Clefs:** Sheet music uses two clefs, the treble clef (for higher notes) and the bass clef (for lower notes).
4. **Time Signature:** The time signature indicates the number of beats in each measure and the type of note that receives one beat.

## **The Pokemon Theme Sheet Music**

Now, let's get our hands on the Pokemon Theme sheet music. The theme is written in the key of C major, with a 4/4 time signature. This means that each measure contains four quarter notes.

# POKÉMON THEME

Theme to the English adapted anime series POKÉMON

Written and Music by T. ADRIAN  
MUSIC FOR ALL

Moderately fast, with a driving beat

The image shows a musical score for the Pokémon Theme. It consists of four systems of music. The first system is a piano introduction with a melody in the right hand and a bass line in the left hand. The tempo is marked 'Moderately fast, with a driving beat'. The second system begins the vocal line with the lyrics 'I want to be the very best, like no one else ever was. I will defeat any and all who stand in my way. I will travel all over the world to catch 'em all and prove them to be the very best of the best.' The third system continues the vocal line with 'I will travel all over the world to catch 'em all and prove them to be the very best of the best.' The fourth system concludes the vocal line with 'I will travel all over the world to catch 'em all and prove them to be the very best of the best.' The score includes various chords such as C, Bb, F/A, G/B, A/C#, Dm, and C.

## Breaking Down the Pokemon Theme

1. **The Opening:** The theme begins with a simple melody played in the right hand. The notes are C, E, G, G, F, E, D, C.
2. **The Chorus:** The chorus is the most recognizable part of the theme. It features a catchy melody played in both the right and left hands. The

notes for the right hand are C, E, G, G, F, E, D, C; and for the left hand, G, E, C, G, F, E, D, C.

3. **The Bridge:** The bridge section introduces a new melody that is played in the right hand. The notes are A, G, F, E, D, C, B, A.
4. **The Return:** The theme returns to the opening melody, followed by a repeat of the chorus.

## Playing Techniques

To play the Pokemon Theme with skill and finesse, incorporate the following techniques:

- **Finger Placement:** Position your fingers correctly on the keys to ensure smooth transitions and avoid strain.
- **Hand Position:** Maintain proper hand position to reduce tension and improve hand coordination.
- **Articulation:** Use appropriate articulation techniques, such as legato (smooth, connected notes) and staccato (short, detached notes), to enhance the musicality of your playing.
- **Dynamics:** Vary the volume and intensity of your playing to add expression and depth to your performance.

## Practice Tips

Consistent practice is key to mastering the Pokemon Theme. Here are some tips to make the most of your practice sessions:


- **Slow and Steady:** Start by practicing slowly and gradually increase the tempo as you become more comfortable with the

piece.

- **Regular Practice:** Dedicate regular time to practicing, even for short periods.
- **Focus on Accuracy:** Prioritize playing the notes correctly over speed.
- **Use a Metronome:** A metronome helps maintain a steady tempo and improve your rhythm.

With dedication and practice, you can effortlessly conquer the Pokemon Theme on the piano. This iconic melody will not only bring back fond memories but also enhance your musical abilities. So, embrace the challenge, follow our guide, and let the music of Pokemon fill your home with joy and fulfillment.

Embark on this musical journey today and become a maestro of the Pokemon Theme Piano!



## Pokemon Theme - Easy Piano by Madeline MacNeil


★★★★☆ 4.1 out of 5

Language : English  
File size : 1663 KB  
Text-to-Speech : Enabled  
Screen Reader : Supported  
Enhanced typesetting : Enabled  
Print length : 5 pages  
X-Ray for textbooks : Enabled

FREE


DOWNLOAD E-BOOK





## The Timeless Magic of "The Night Before Christmas" Little Golden Book: A Journey Through Childhood Dreams

Nestled amidst the twinkling lights and festive cheer of the holiday season, there lies a timeless treasure that has...



## Sunset Baby Oberon: A Riveting Exploration of Modern Relationship Dynamics

In the realm of contemporary theater, Dominic Cooke's "Sunset Baby Oberon" emerges as a captivating and thought-provoking exploration of the intricate...