

Stitch Folk Art Quilt Full Of Winter Fun



Quilting is a beautiful and versatile art form that can be used to create a wide variety of projects, from simple wall hangings to elaborate bedspreads. Folk art quilts are a unique and charming type of quilt that often feature whimsical or traditional designs. This particular quilt is a folk art masterpiece that captures the joy and beauty of winter.



Sleigh Bells: Stitch a Folk-Art Quilt Full of Winter Fun

by Jan Patek

★★★★☆ 4.8 out of 5

Language : English

File size : 45783 KB

Text-to-Speech : Enabled

Screen Reader : Supported

Enhanced typesetting : Enabled

Print length : 26 pages



The quilt is made up of a series of colorful blocks, each of which depicts a different winter scene. There are snowmen, sledders, skiers, and even a few animals frolicking in the snow. The blocks are arranged in a playful and whimsical way, creating a sense of movement and energy.

The fabrics used in the quilt are a variety of bright and cheerful colors, which add to the overall festive feel of the piece. The quilt is also heavily embellished with embroidery and other decorative details, which give it a truly unique and handmade look.

This folk art quilt is a beautiful and unique piece of art that would be a perfect addition to any home. It is sure to bring joy and warmth to your home all winter long.

Materials

* 1 yard of white fabric for the background * 1/2 yard of each of the following fabrics for the blocks: red, green, blue, yellow, orange, and purple
* 1/4 yard of black fabric for the details * Embroidery floss in a variety of colors * Batting * Backing fabric * Binding fabric


Instructions

1. Cut out a 12-inch square from each of the colored fabrics. 2. Sew the blocks together in a 3x4 grid, alternating the colors. 3. Cut out a 14-inch square from the white fabric. 4. Layer the quilt top, batting, and backing fabric together. 5. Quilt the layers together using your favorite quilting method. 6. Bind the quilt with the binding fabric.

Tips

* You can use any color combination you like for the blocks. * You can add additional embellishments to the quilt, such as beads, sequins, or buttons. * This quilt is a great way to use up scraps of fabric.

This folk art quilt is a beautiful and unique way to add some winter cheer to your home. It is a perfect project for quilters of all levels, and it is sure to be a treasured keepsake for years to come.



Sleigh Bells: Stitch a Folk-Art Quilt Full of Winter Fun

by Jan Patek

★★★★☆ 4.8 out of 5

Language : English

File size : 45783 KB

Text-to-Speech : Enabled

Screen Reader : Supported


Enhanced typesetting : Enabled

Print length : 26 pages

FREE


DOWNLOAD E-BOOK





The Timeless Magic of "The Night Before Christmas" Little Golden Book: A Journey Through Childhood Dreams

Nestled amidst the twinkling lights and festive cheer of the holiday season, there lies a timeless treasure that has...



Sunset Baby Oberon: A Riveting Exploration of Modern Relationship Dynamics

In the realm of contemporary theater, Dominic Cooke's "Sunset Baby Oberon" emerges as a captivating and thought-provoking exploration of the intricate...