


Tatted Ornaments: Decorations Earning Made Simple

Tatted ornaments are a beautiful and easy way to add a touch of elegance to your home décor. They can be used to decorate Christmas trees, wreaths, or even just hung around the house. Tatting is a type of lace making that uses a shuttle to create knots and loops. It is a relatively simple craft to learn, and it can be used to create a variety of beautiful and delicate items.



TATTED ORNAMENTS & DECORATIONS (Earning Made Simple Book 3) by Sarah Taylor

★★★★☆ 4 out of 5

Language : English
File size : 2591 KB
Text-to-Speech : Enabled
Enhanced typesetting : Enabled
Lending : Enabled
Screen Reader : Supported
Print length : 82 pages



Materials You Will Need

- Tatting shuttle
- Tatting thread
- Scissors
- Measuring tape or ruler

- Pins (optional)

Instructions


1. To begin, make a slip knot in the end of your tatting thread. Place the shuttle in your left hand and the thread in your right hand. Hold the shuttle and thread parallel to each other, with the thread coming from the top of the shuttle.
2. Make a loop in the thread by wrapping it around your left thumb and forefinger. Bring the shuttle under the loop and over the thread, then pull the shuttle through the loop.
3. Repeat step 2 to make a second loop. Bring the shuttle under the second loop and over the thread, then pull the shuttle through the loop.
4. Continue making loops in this manner until you have a chain of loops the desired length.
5. To make a picot, make a loop as usual. Then, make a second loop without bringing the shuttle under the first loop. Bring the shuttle under the second loop and over the thread, then pull the shuttle through the loop.
6. Continue making loops and picots in the desired pattern until you have created the desired shape.
7. To finish, cut the thread and pull it through the last loop to tighten.

Tips

- Use a variety of thread colors and thicknesses to create different looks.
- Experiment with different patterns to create unique ornaments.

- Add beads or other embellishments to your ornaments for a more festive look.
- Use tatted ornaments to decorate your Christmas tree, wreath, or home.

Tatted ornaments are a beautiful and easy way to add a touch of elegance to your home décor. They are perfect for Christmas decorations, but they can also be used to decorate your home year-round. With a little practice, you can create beautiful and delicate ornaments that will add a touch of charm to your home.



TATTED ORNAMENTS & DECORATIONS (Eating Made Simple Book 3) by Sarah Taylor


★★★★☆ 4 out of 5

Language : English
File size : 2591 KB
Text-to-Speech : Enabled
Enhanced typesetting : Enabled
Lending : Enabled
Screen Reader : Supported

Print length : 82 pages


FREE

DOWNLOAD E-BOOK



The Timeless Magic of "The Night Before Christmas" Little Golden Book: A Journey Through Childhood Dreams

Nestled amidst the twinkling lights and festive cheer of the holiday season, there lies a timeless treasure that has...



Sunset Baby Oberon: A Riveting Exploration of Modern Relationship Dynamics

In the realm of contemporary theater, Dominic Cooke's "Sunset Baby Oberon" emerges as a captivating and thought-provoking exploration of the intricate...